

CS 696 Emerging Web and Mobile Technologies  
Spring Semester, 2011  
Doc 10 jQuery Mobile 2  
Mar 3, 2011

Copyright ©, All rights reserved. 2011 SDSU & Roger Whitney, 5500 Campanile Drive, San Diego, CA 92182-7700 USA. OpenContent (<http://www.opencontent.org/opl.shtml>) license defines the copyright on this document.

## References

jQuery Mobile documentation, <http://jquerymobile.com/demos/1.0a3/>

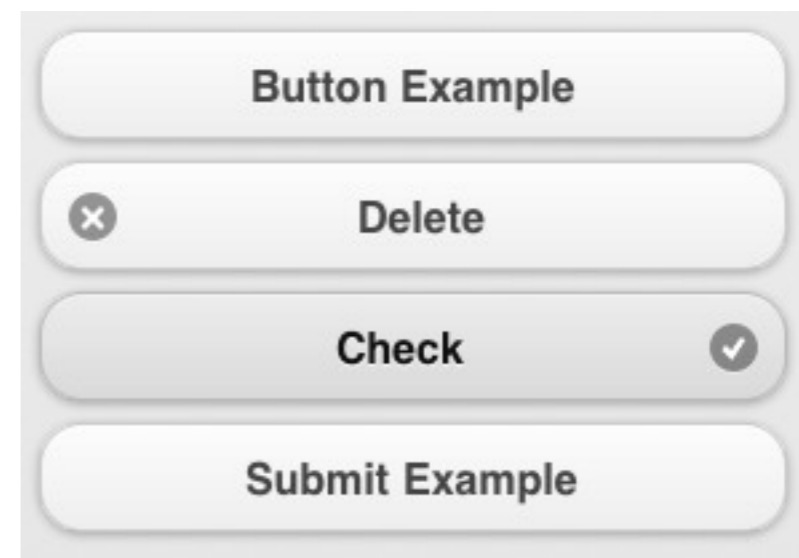
# Buttons

```
<a href="index.html" data-role="button">Button Example</a>
```

```
<a href="index.html" data-role="button" data-icon="delete">Delete</a>
```

```
<a href="index.html" data-role="button" data-icon="check" data-  
iconpos="right">Check</a>
```

```
<input name="Input" id="Input" type="submit" value="Submit Example" />
```



# Icons

Left arrow - data-icon="arrow-l"

Right arrow - data-icon="arrow-r"

Up arrow - data-icon="arrow-u"

etc,



# Inline Buttons



```
<a href="index.html" data-role="button" data-inline="true">Button Example</a>
```

```
<div>
```

```
  <a href="index.html" data-role="button" data-inline="true">Cancel</a>
```

```
  <a href="index.html" data-role="button" data-theme="b" data-inline="true">Save</a>
```

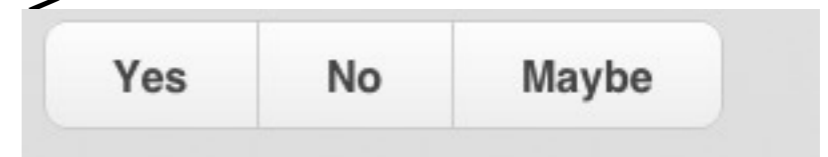
```
</div>
```

# Grouped Buttons

```
<div data-role="controlgroup">  
  <a href="index.html" data-role="button">Yes</a>  
  <a href="index.html" data-role="button">No</a>  
  <a href="index.html" data-role="button">Maybe</a>  
</div>
```



```
<div data-role="controlgroup" data-type="horizontal">  
  <a href="index.html" data-role="button">Yes</a>  
  <a href="index.html" data-role="button">No</a>  
  <a href="index.html" data-role="button">Maybe</a>  
</div>
```

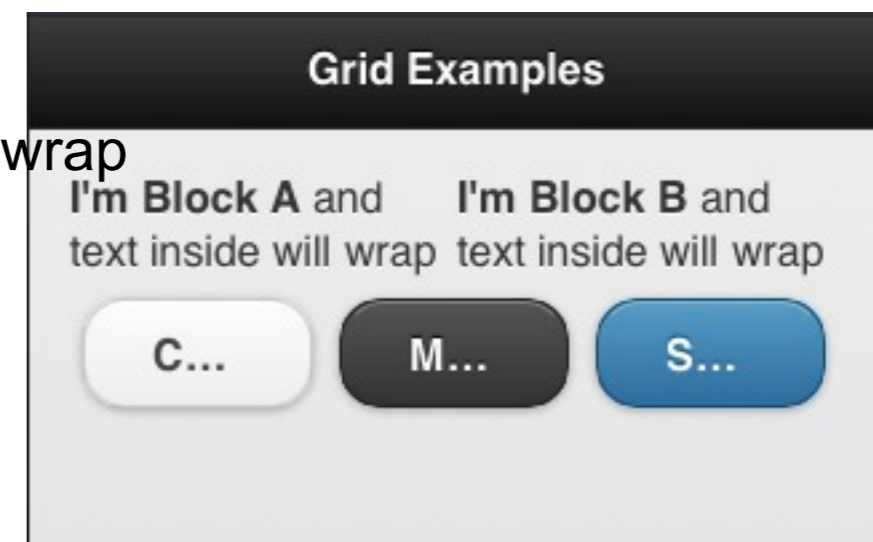


# Grid Layout

up to 5 columns

use any container

```
<div data-role="content">
  <div class="ui-grid-a">
    <div class="ui-block-a">
      <strong>I'm Block A</strong> and text inside will wrap
    </div>
    <div class="ui-block-b">
      <strong>I'm Block B</strong> and text inside will wrap
    </div>
  </div>
  <fieldset class="ui-grid-b">
    <div class="ui-block-a">
      <button type="submit" data-theme="c">Cancel</button>
    </div>
    <div class="ui-block-b">
      <button type="submit" data-theme="a">Maybe</button>
    </div>
    <div class="ui-block-c">
      <button type="submit" data-theme="b">Submit</button>
    </div>
  </fieldset>
</div>
```



# Collapsible Content

Collapsible section can contain any HTML

```
<div data-role="collapsible">
```

```
<h3>
```

```
    I'm a header
```

```
</h3>
```

```
<p>
```

I'm the collapsible content. By default I'm open and displayed on the page, but you can click the header to hide me.

```
</p>
```

```
</div>
```

```
<div data-role="collapsible" data-collapsed="true">
```

```
<h3>
```

```
    I'm a header Content hidden
```

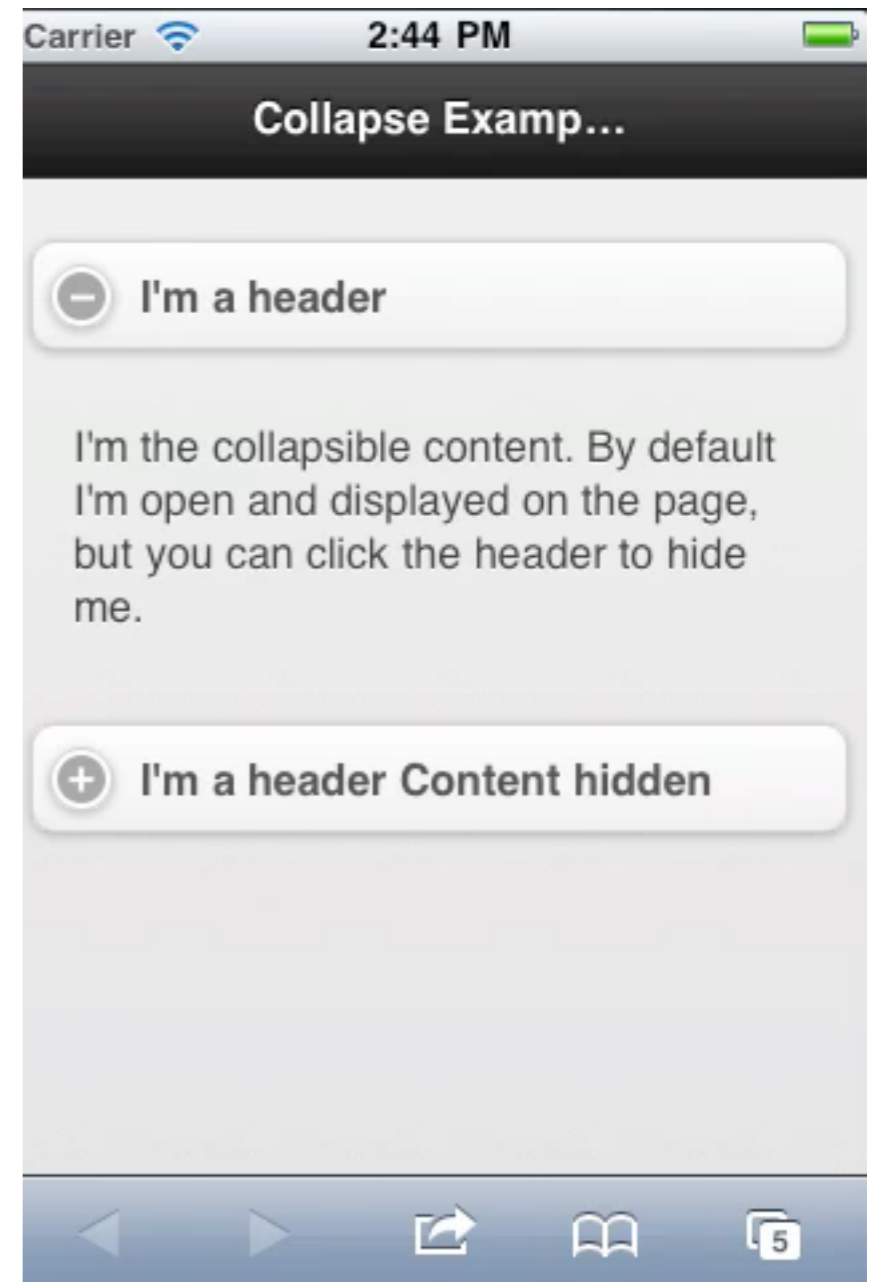
```
</h3>
```

```
<p>
```

I'm the collapsible content. By default I'm am hidden, clicking in the header to show the content.

```
</p>
```

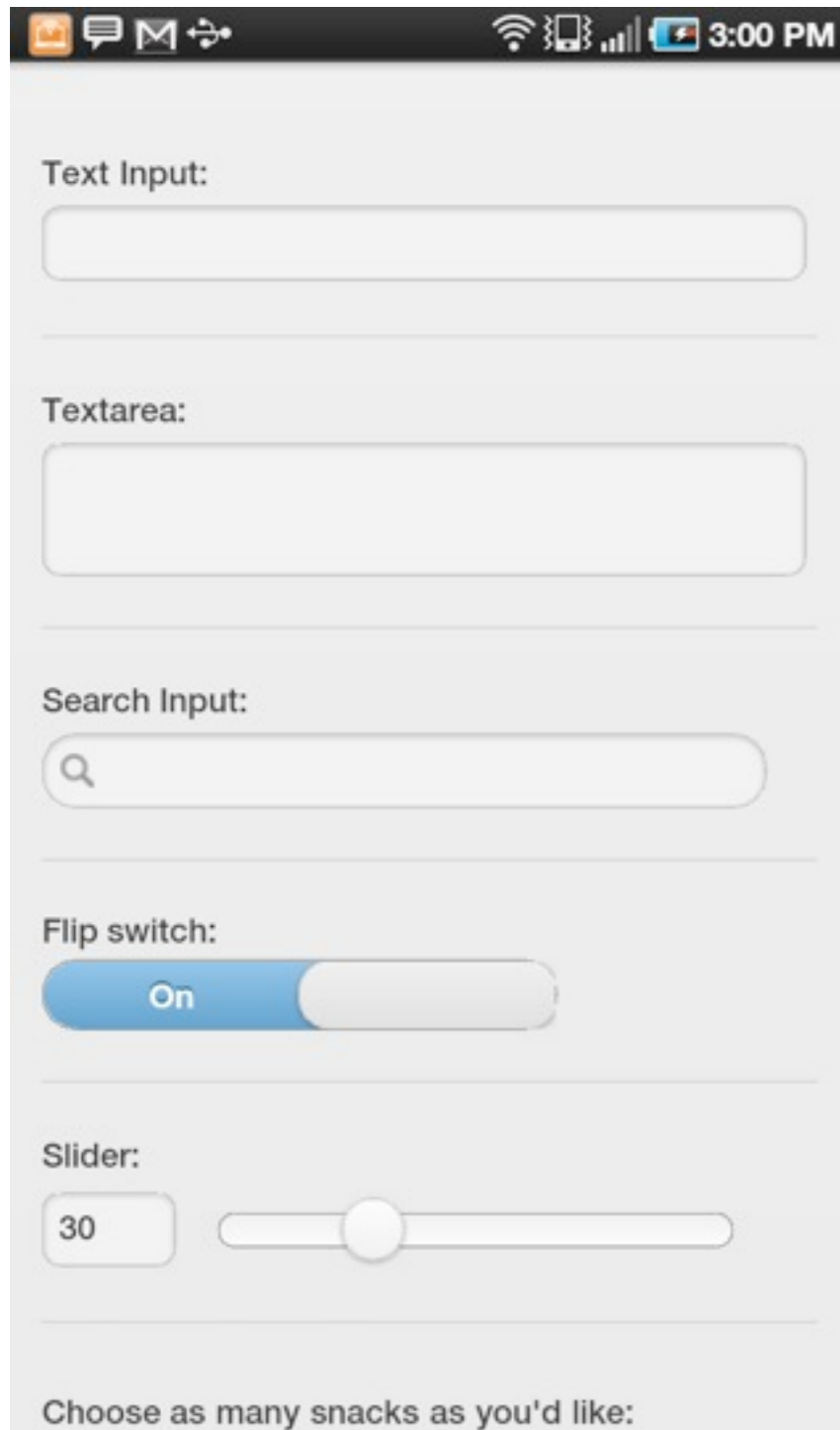
```
</div>
```





# Form Elements

Slightly enhanced look



3:00 PM

Text Input:

Textarea:

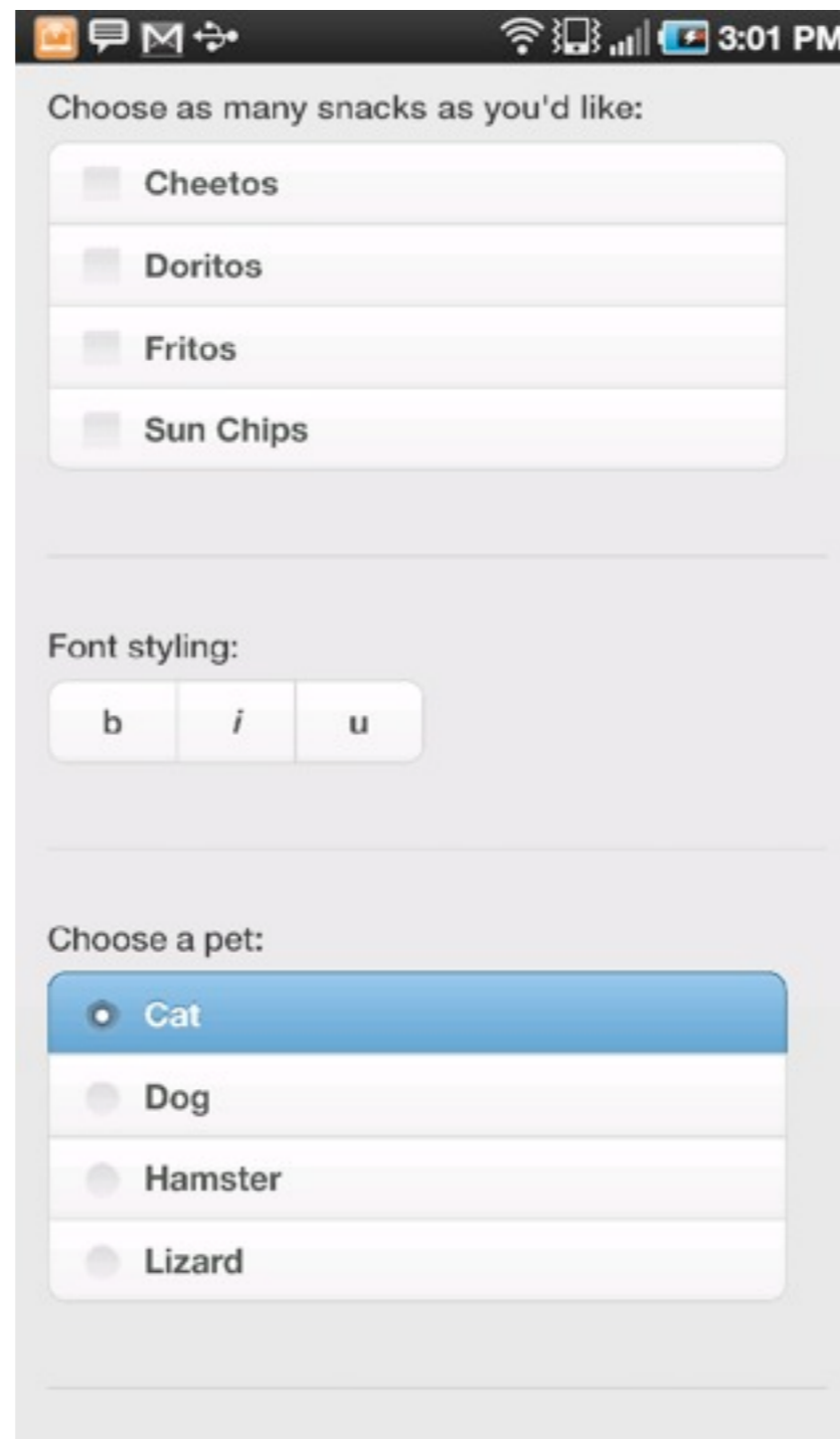
Search Input:

Flip switch:

Slider:

30

Choose as many snacks as you'd like:



3:01 PM

Choose as many snacks as you'd like:

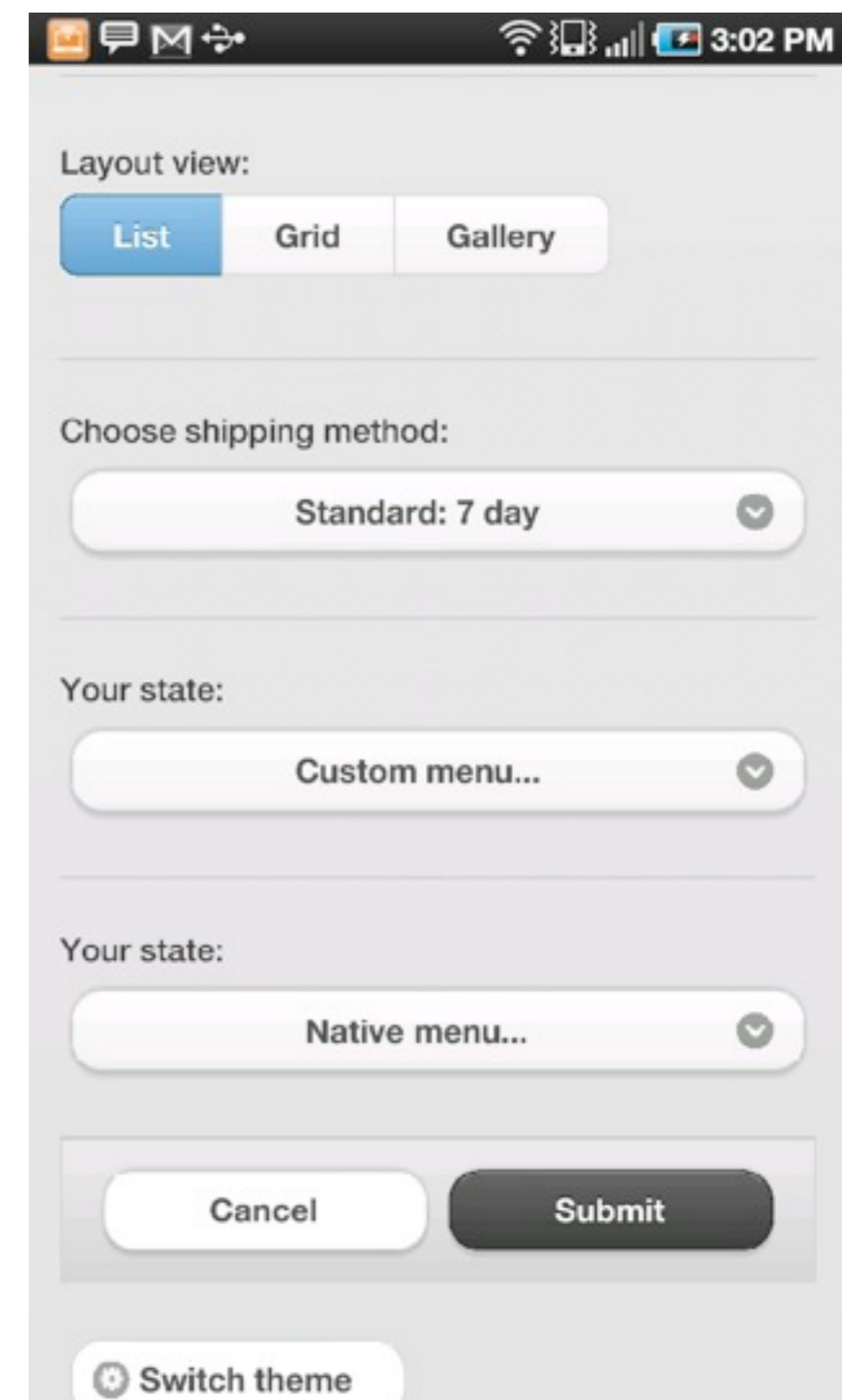
- Cheetos
- Doritos
- Fritos
- Sun Chips

Font styling:

**b** *i* u

Choose a pet:

- Cat
- Dog
- Hamster
- Lizard



3:02 PM

Layout view:

List Grid Gallery

Choose shipping method:

Standard: 7 day

Your state:

Custom menu...

Your state:

Native menu...

Cancel Submit

Switch theme

# fieldcontain - Adds thin line

```
<form action="form.php" method="post">
  <div data-role="fieldcontain">
    <label for="bar">Name</label>
    <input name="name" id="bar" type="text"
      value="name" />
  </div>
  <div data-role="fieldcontain">
    <label for="foo">Foo</label>
    <select name="foo" id="foo">
      <option value="a">A</option>
      <option value="b">B</option>
      <option value="c">C</option>
    </select>
  </div>
</form>
```



# data-role="none"

Don't enhance

```
<form action="form.php" method="post">
  <div data-role="fieldcontain">
    <label for="bar">Name</label>
    <input name="name" id="bar" type="text"
    value="name" data-role="none"/>
  </div>
  <div data-role="fieldcontain">
    <label for="foo">Foo</label>
    <select name="foo" id="foo" data-role="none">
      <option value="a">A</option>
      <option value="b">B</option>
      <option value="c">C</option>
    </select>
  </div>
</form>
```



# Input Types

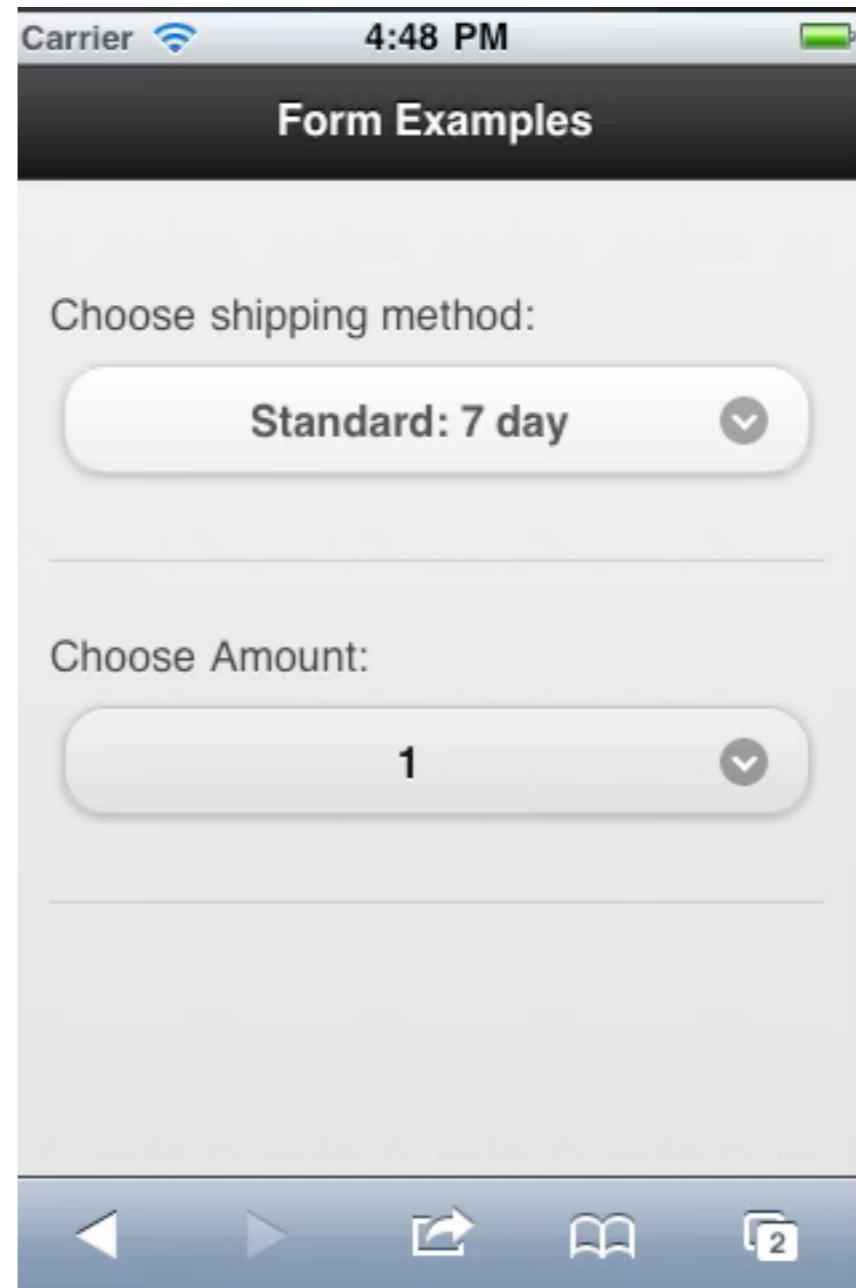
```
<form action="form.php" method="post">
  <div data-role="fieldcontain">
    <label for="bar">Number</label>
    <input name="name" id="bar" type="number"
      value="123"/>
  </div>
  <div data-role="fieldcontain">
    <label for="bar">Tel</label>
    <input name="name" id="bar" type="tel"/>
  </div>
  <div data-role="fieldcontain">
    <label for="textarea">Textarea:</label>
    <textarea cols="40" rows="20" name="textarea"
      id="textarea"></textarea>
  </div>
</form>
```



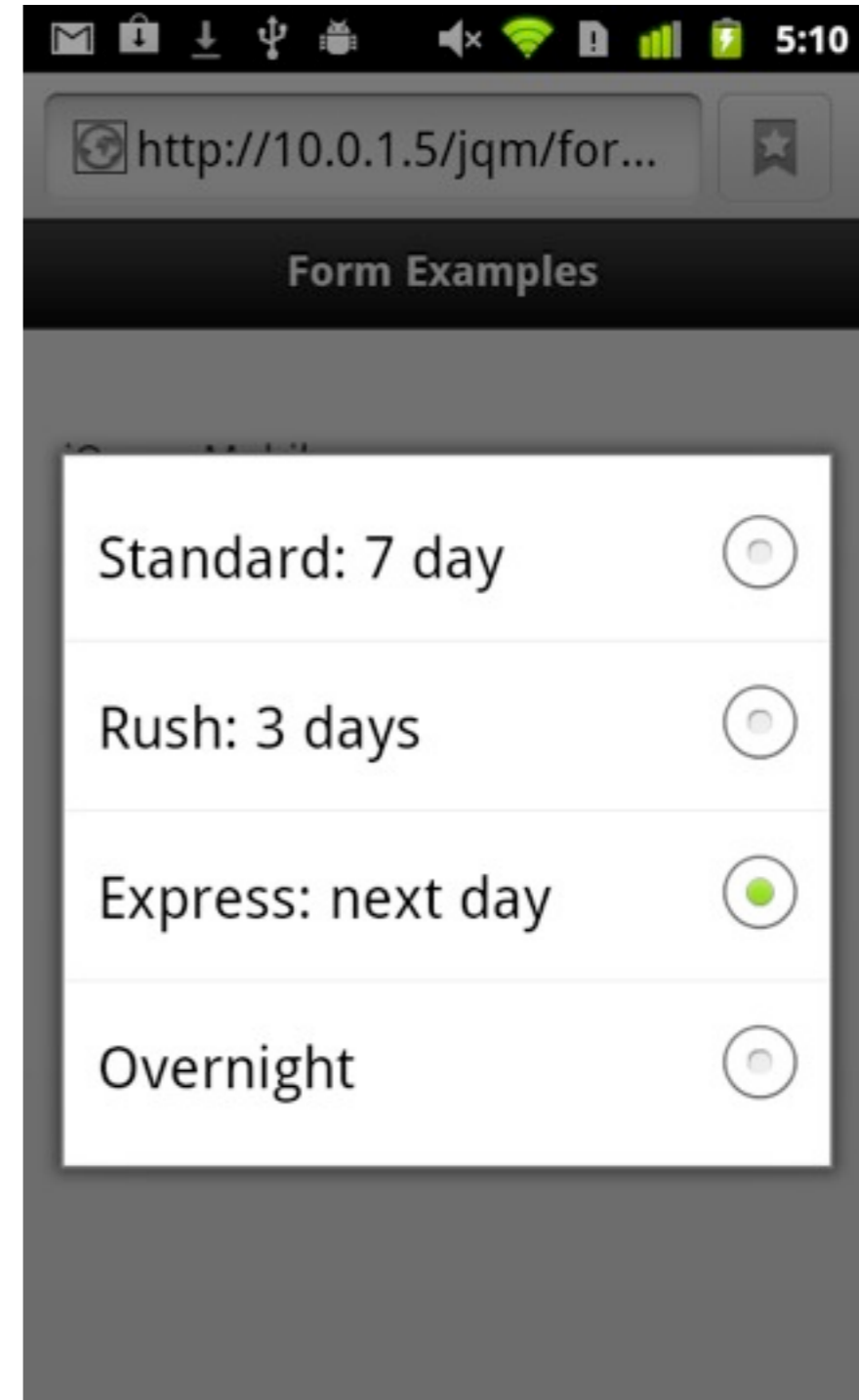
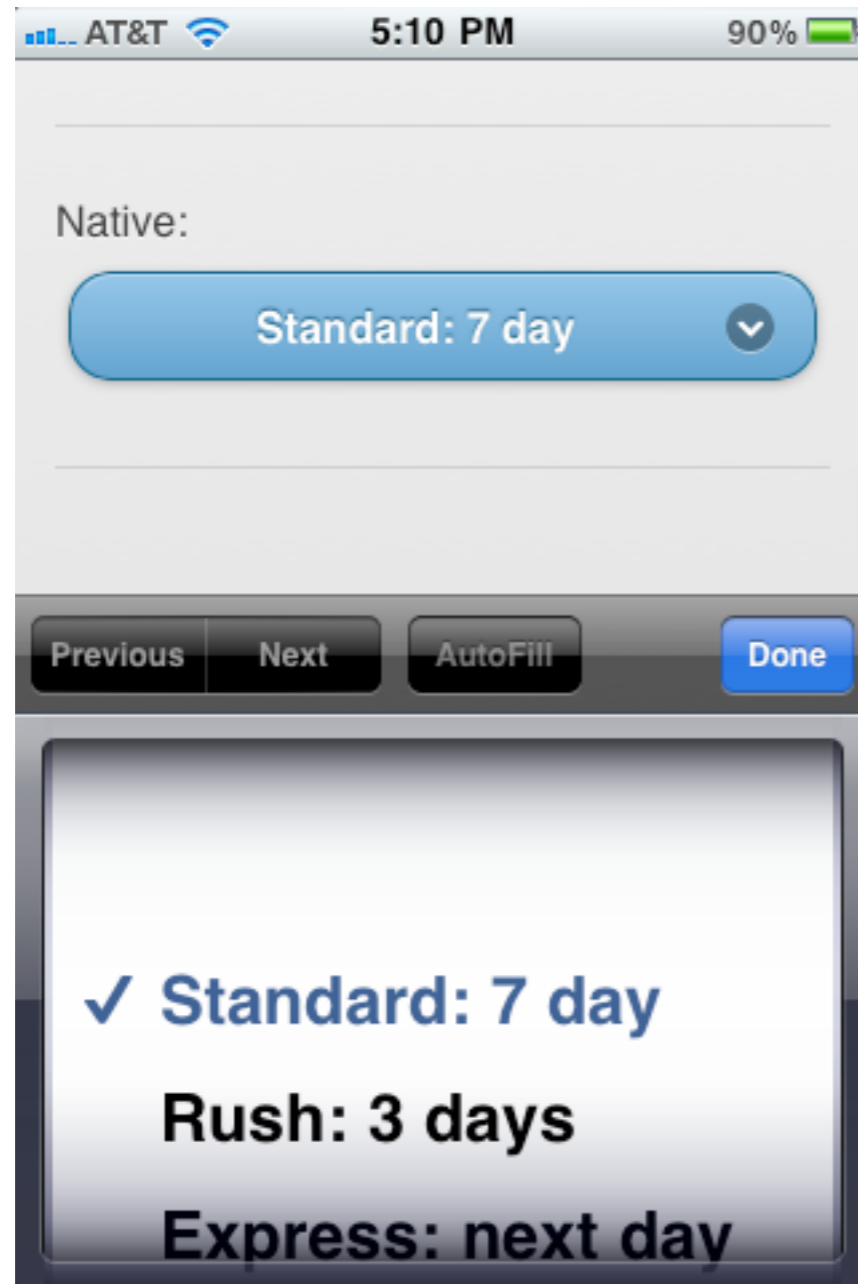
# Select Menus

Small Number items - overlay

Large Number items - New page



# Native Menus



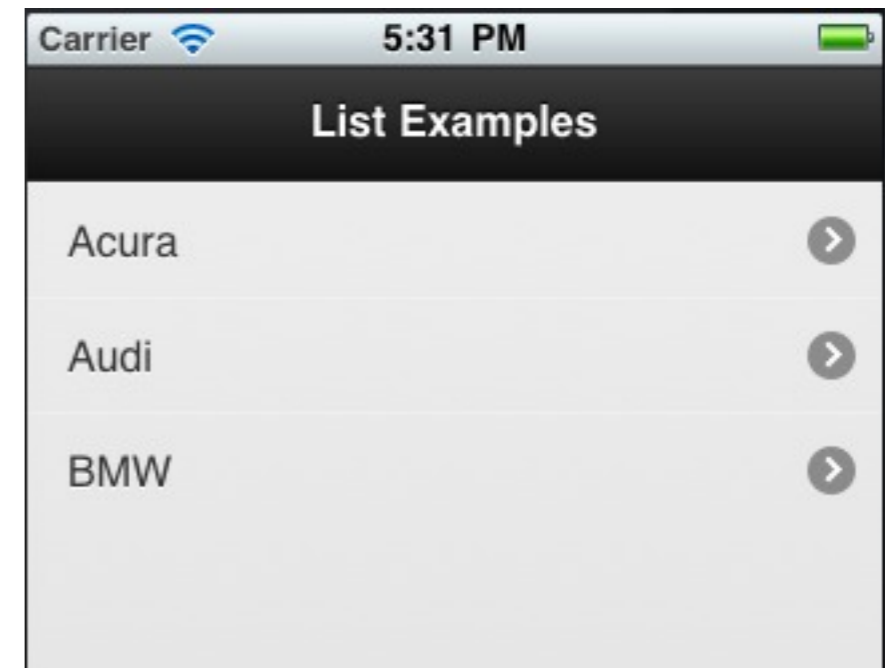
# Native Menus

```
<div data-role="fieldcontain">  
  <label for="select-choice-2" class="select">Native:</label>  
  <select name="select-choice-2" id="select-choice-2" data-native-menu="true">  
    <option value="standard">Standard: 7 day</option>  
    <option value="rush">Rush: 3 days</option>  
    <option value="express">Express: next day</option>  
    <option value="overnight">Overnight</option>  
  </select>  
</div>
```

# Lists

Lots of options

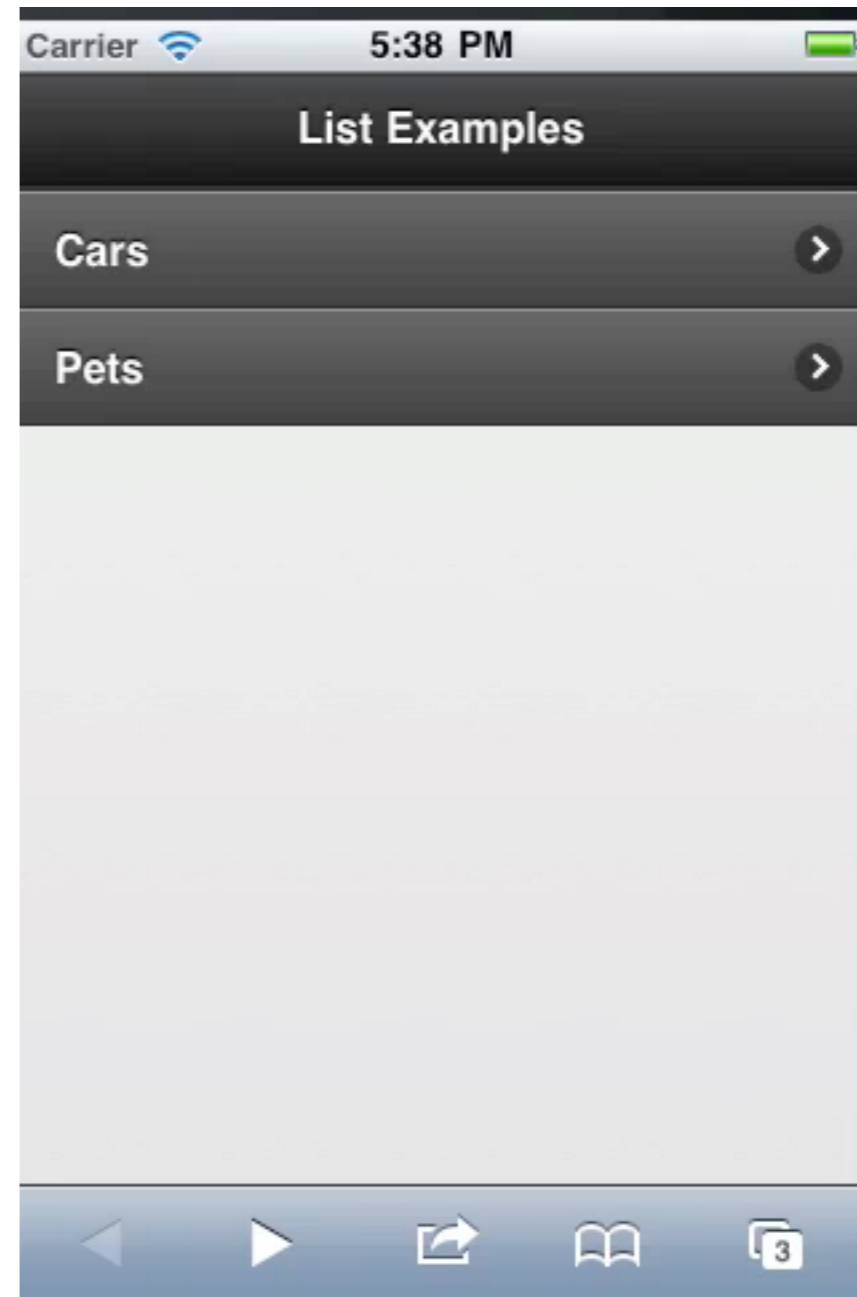
```
<ul data-role="listview" data-theme="g">  
  <li><a href="acura.html">Acura</a></li>  
  <li><a href="audi.html">Audi</a></li>  
  <li><a href="bmw.html">BMW</a></li>  
</ul>
```





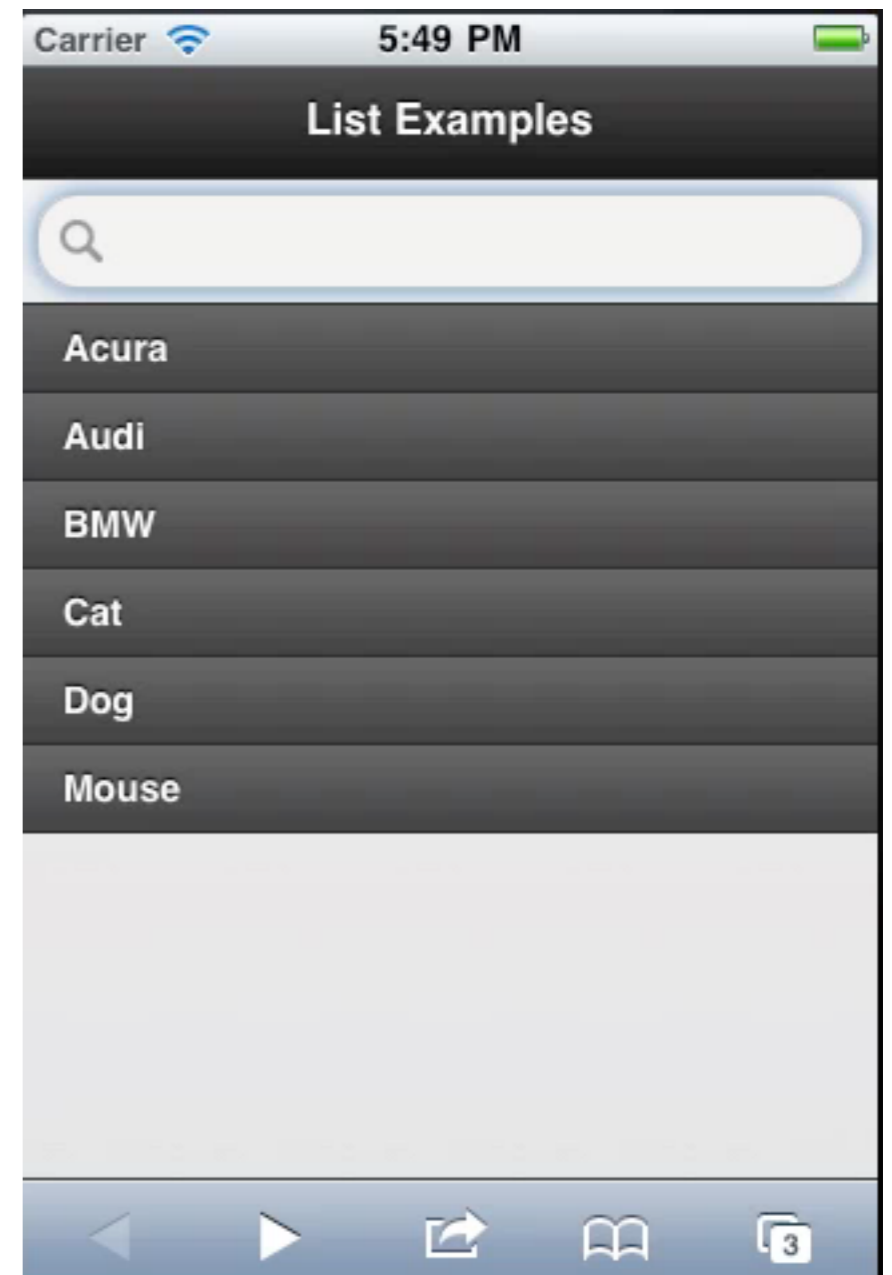
# Nested Lists

```
<ul data-role="listview" data-theme="a">
  <li>Cars
  <ul data-role="listview" data-theme="a">
    <li>Acura</li>
    <li>Audi</li>
    <li>BMW</li>
  </ul>
</li>
<li>Pets
  <ul data-role="listview" data-theme="a">
    <li>Cat</li>
    <li>Dog</li>
    <li>Mouse</li>
  </ul>
</li>
</ul>
```



# Search filter

```
<ul data-role="listview" data-theme="a" data-filter="true">  
  <li>Acura</li>  
  <li>Audi</li>  
  <li>BMW</li>  
  <li>Cat</li>  
  <li>Dog</li>  
  <li>Mouse</li>  
</ul>
```



# HTML, CSS & JavaScript

All still work with jQuery Mobile

# And there is more

See docs at:

<http://jquerymobile.com/>